



Reigate
Parish Church
Primary School

Reigate Parish Church Primary School Spelling Evening



Reigate
Parish Church
Primary School





Who wrote the scheme?

Ruth Miskin is one of the UK's leading authorities on teaching children to read. An experienced former head teacher and trainer, she has over 25 years' teaching experience.





What is different?

Read Write Inc. Spelling is a spelling programme based on proven strategies of teacher modelling followed by partner work, to embed learning. The programme covers all the word structures and spelling requirements for Years 2–6.

It is:

- Built around a series of short, progressive activities
- Uses partner work to help children learn effectively and recall what they have learnt





What will the children experience in their lessons?

For each unit, there is:





Unit 3- adding the suffix -ous





Spelling Zone

Spelling Zone

1. Take turns to read the information

We can just add **-ous** to some words to make adjectives.

Danger+**ous**= danger**ous**

If a root word ends in **e**, we drop the **e** before adding **-ous**

Fame fam+**ous**= fam**ous**

2. Some words ending in **-ous** don't have a complete word as a root. Add **-ous** to complete these words.

Enorm_____ jeal _____ tremend _____

3. Write the correct word from the box below to match each definition

Enormous

fabulous

hazardous

famous

_____ very well known by many people.

_____ a synonym for 'huge'

_____ something that is wonderful

_____ a synonym for 'dangerous'





Dot and dashes

fame

poison

danger

hazard

mountain

nerve

peril

venom

pomp

ridicule





Dots and dashes

fame	3
poison	5
danger	5
hazard	5
mountain	6

nerve	3
peril	5
venom	5
pomp	4
ridicule	7





Word Changes

root word	root word + suffix -ous
danger	dangerous
	poisonous
	perilous

Words to log and learn





Dictation

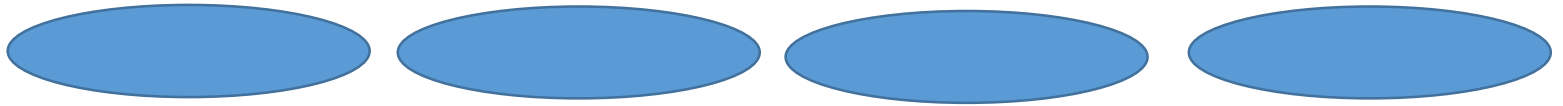
Be generous and share the cake.

Dad looks ridiculous.





Four-in-a-row





Choose the right word

danger

dangerous

1 The abandoned house was close to the edge of the cliff.

2 James didn't think the meerkat was in because the lion looked sleepy.





Team teach

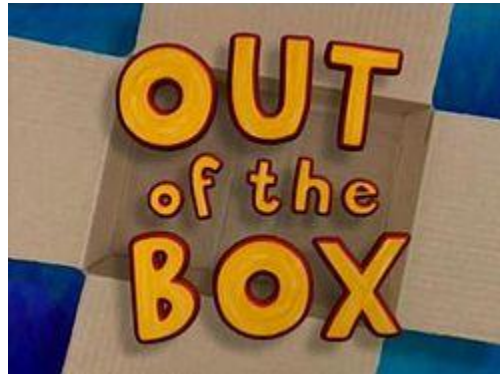
dangerous
enormous
fabulous
generous
hazardous





Red word Friday

Would, could, should





Red word Friday

Mnemonics (RED WORDS)

would
should
could

oh you lucky duck

because
Big Elephants Can Always
Use Small Exits

Words within words

busy on the bus

piece of pie

Say as it looks

what
watch
was

say a as in apple

pretty (say e as in egg)

A Sticky letter

friend

juicy

walk

Rap it!

where... where
there... there
were... were





Homework

Every half term the children learn some 'Red Words' and the focus sound for the units.

Teaching and class-based activities



Identification of tricky words



Extra practise with tricky words at home with spelling rules

Half –Termly Spelling Challenge



Homework



21. Scrambled Words

Fold a piece of paper three times. Write your words in the first column. Then write them again with the letters all mixed up (scrambled) in the second column. Come back later to unscramble your words. Write the unscrambled words in the third column.



22. Air Write!

Write your spelling words in the air using your finger. Ask someone to read your words as you write them OR have them air write and you read them.



23. Secret Agent

Number the alphabet from 1-26. Example: a=1, b=2, c=3, d=4, etc. Then convert your words to a number code.

You must write the actual spelling word next to the "code word."



24. Make a Wordsearch

Make a wordsearch using a grid of all your spelling words. Come back and find your words.



25. Words within words


Write each spelling word and then write at least two words made from the same letters that is hidden inside the word.

Example: slide
side lie



26. Words without consonants

Write your spelling words on a list, but replace all the consonants with a line. Then go back to the beginning of your list and see if you can fill in the correct missing consonants.



27. Spelling Flashcards

Make a set of flashcards to practice your spelling words. When you look at your flashcard, read the word and then spell it out loud.

Example: there there.



Spell Well



Use these activities to help you learn your spellings at home.

1. Headlines

Cut letters out of magazines and newspapers to spell your words. Paste them onto a piece of paper.



2. That's an order!

Write your words out in alphabetical order.



3. Super Sentences

Write a super sentence for each one of your spelling words. Your sentence should be interesting/ exciting.



4. Rainbow words

Write your spelling word and trace over it 5 times using a different colour each time.



5. Bubble Letters

Write each of your spelling words in bubble letters. Then, colour them in.



Homework



6. Across and Down
Write each word across and down, sharing the beginning letter.

Example: when
h
e
n



7. Fancy Letters
Write each of your words out in fancy letters. Your letters could be curly or dotty.

8. Upper and Lower
Write your word normally. Then re-write it, with the vowels in lowercase and the consonants in UPPERCASE.



9. Consonant Circle
Write out each of your spelling words. Look through each word and circle the consonants.

10. Three Times
Write each of your spellings words 3 times. Use a different coloured pencil or pen each time.




11. Blue Vowels
Write out your spellings on some paper. Using a blue pencil crayon, trace over the vowels in each word.
Vowels = A E I O U



12. Pyramid Writing
Pyramid write your spelling words. Example: home
h
ho
hom
home

13. Syllables
Write each spelling word out. Divide the word into syllables.
Example: Sept/em/ber

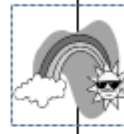



14. Adding my words
Write each of your spelling words out. Add up the value of each letter.
Consonants = 10 Vowels = 5
E.g. said
 $10 + 5 + 5 + 10 = 30$

15. Vowel Circle
Write out each of your spelling words. Next, look through each word in turn and circle the vowels.



16. Connect the dots
Write your spelling words using dots. Connect the dots you've drawn by tracing over them with a coloured pencil.



17. Colourful letters
Write out each of your spelling words using a different colour for each letter.

18. Acrostic Poems
Create an acrostic poem for 5 of your words. Example: snow
Soft and fluffy
Never warm
Open the door
Wade into the cold



19. Backwards Words
Write each of your words forwards and backwards.
Example:
Where erehW

20. Spelling Shapes
Count your spelling words. Draw one shape for each word. Then write your spelling words inside each of the shapes.

